



**MREŽA ZNANJA**

Ljubljana, 3.–5. december 2024

---

# Minecraft Education

Manca Golob, mag. rus. in angl. jezika

Digital School, d.o.o.

# MINECRAFT EDUCATION (ME)



**Manca Golob** 

mag. angleškega in ruskega jezika in  
vodja izobraževanj v Digital School



[manca@digitalschool.si](mailto:manca@digitalschool.si)



[www.digitalschool.si](http://www.digitalschool.si)



BTC Ljubljana, TP Brdo, Kranj

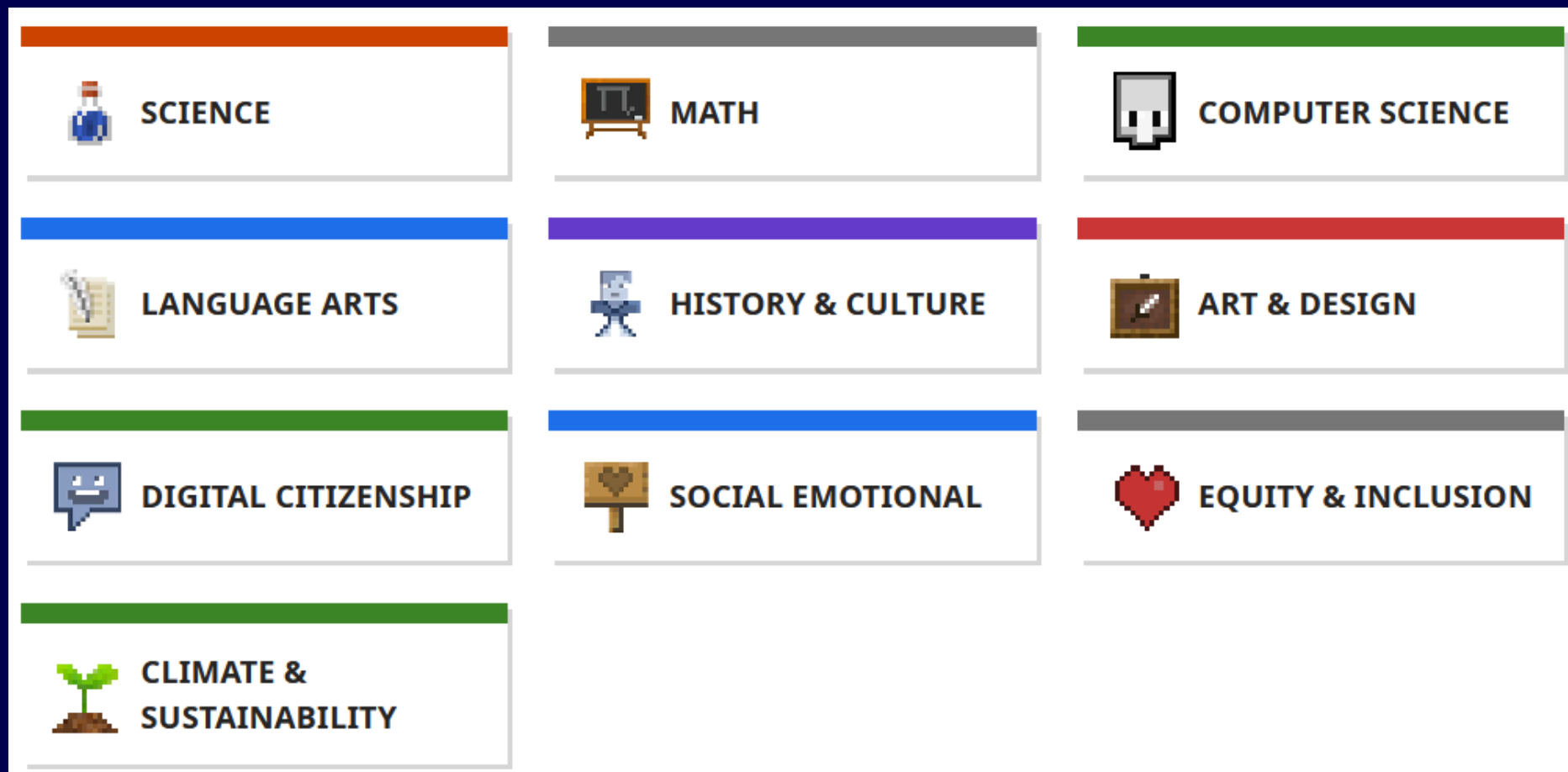
# PREGLED

1. Splošno o Minecraft Education (ME)
2. Prenos programa
3. Prenos sveta
4. Vpis
5. Vpogled v svet Adventures in English with Cambridge
6. Vsebina učnih gradiv za učitelje in učence
7. Katis
8. Vprašanja

# Zakaj uporabiti Minecraft:Education?

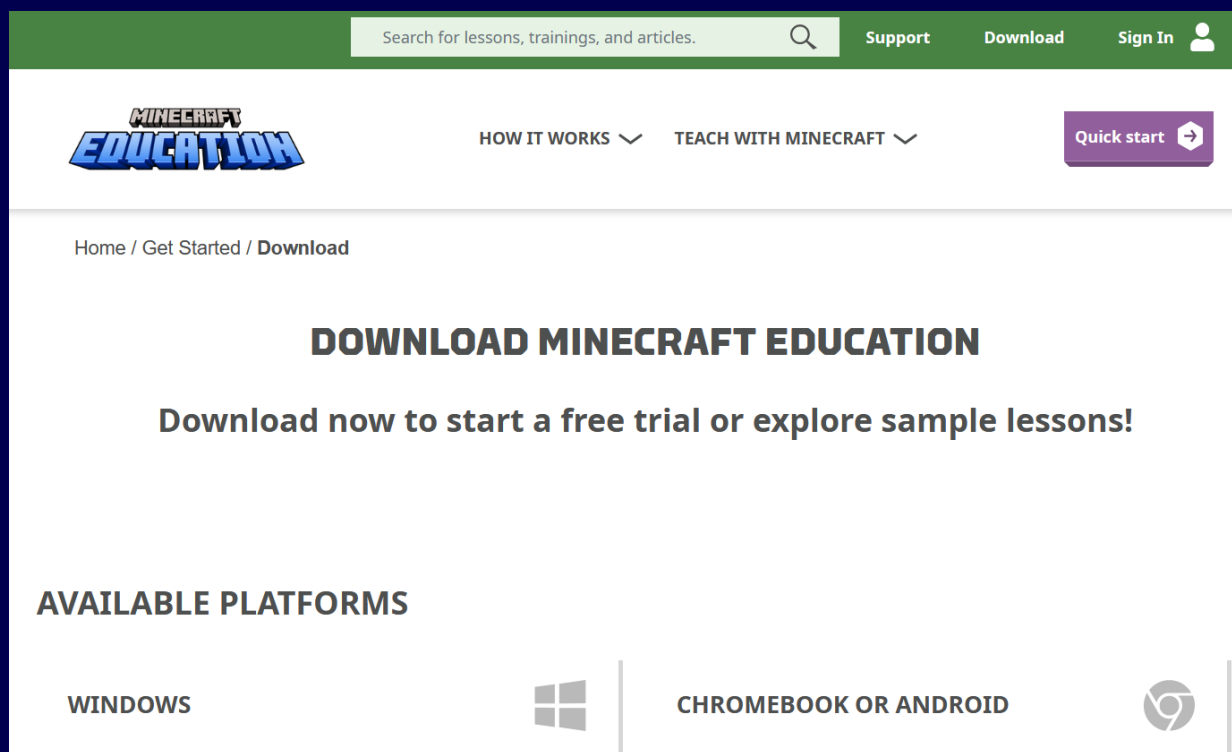
- Brezplačna platforma za učenje skozi igro, ki jo otroci dobro poznajo
- Sodelovanje in komunikacija
- Učencem poznana igra z omejitvami v prid učitelja
- Razvijanje kreativnosti in domišljije
- Prilagoditev vsebine po meri

# Pri katerih predmetih ga lahko uporabimo?



# Prenos igre

- Prenos z Minecraftove uradne strani: <https://education.minecraft.net/en-us/get-started/download>



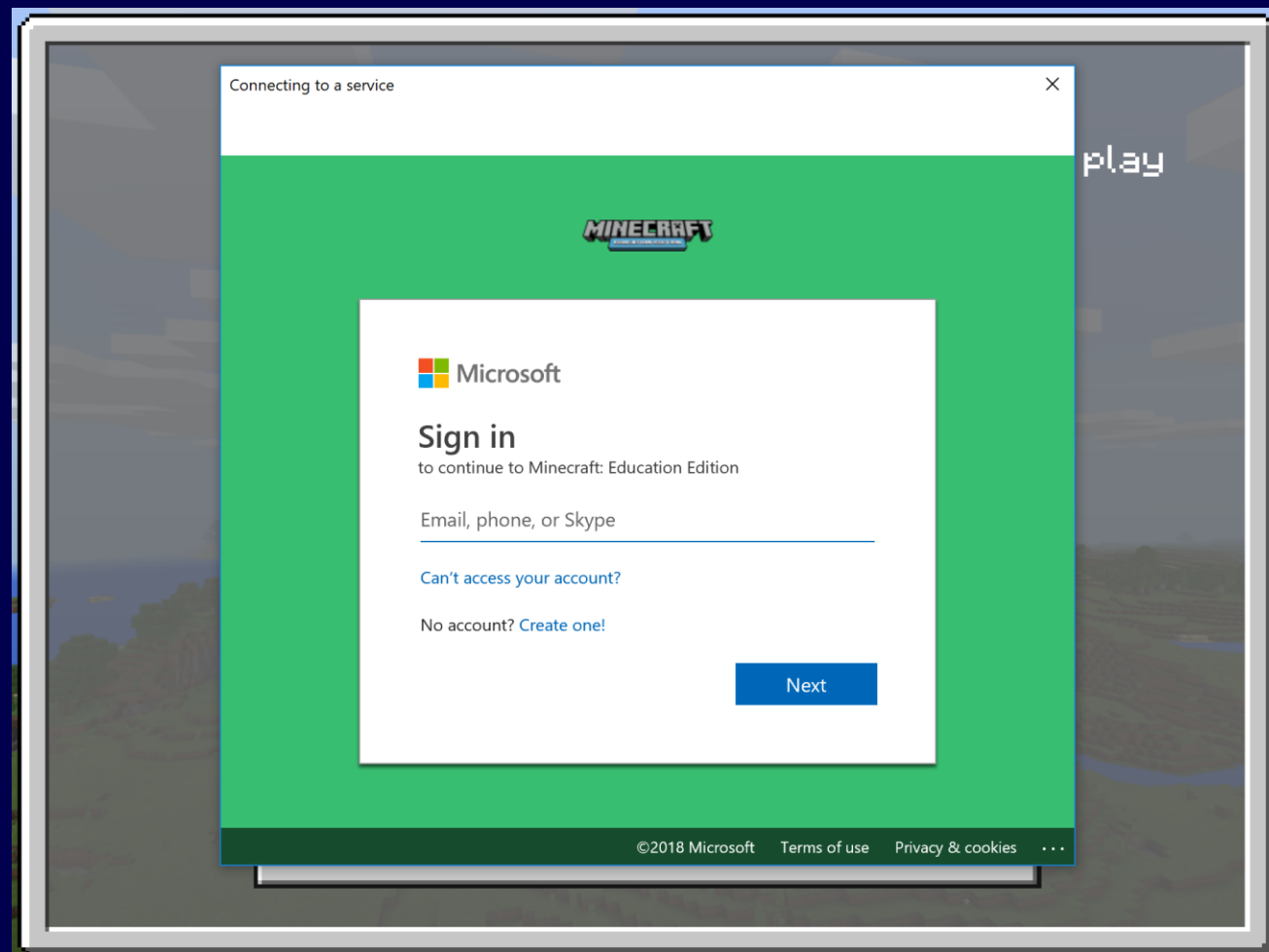
The screenshot shows the 'Download' page of the Minecraft Education website. At the top, there is a green navigation bar with a search bar containing the text 'Search for lessons, trainings, and articles.' and a magnifying glass icon. To the right of the search bar are links for 'Support', 'Download', and 'Sign In' with a user icon. Below the navigation bar is the 'MINECRAFT EDUCATION' logo on the left, and navigation links for 'HOW IT WORKS' and 'TEACH WITH MINECRAFT' in the center. On the right side of this section is a purple 'Quick start' button with a right-pointing arrow. Below the navigation bar, the breadcrumb 'Home / Get Started / Download' is visible. The main heading is 'DOWNLOAD MINECRAFT EDUCATION' in bold, followed by the sub-heading 'Download now to start a free trial or explore sample lessons!'. At the bottom, there is a section titled 'AVAILABLE PLATFORMS' with two options: 'WINDOWS' with the Windows logo and 'CHROMEBOOK OR ANDROID' with the Chrome logo.

# Vpis

- Arnesov AAI račun (učenci in učitelji)

**AAI-prijava**

[Pozabljeno geslo](#)



# Uporaba ME v razredu

- Primer učne ure 1 – Interaktivni svet Adventures with Cambridge
- Primer učne ure 2 – Gradbeni izziv
- Primer učne ure 3 – Popotovanje po svetu
- Primer učne ure 4 – Vstop v svet po meri



# Primer učne ure 1 – Interaktivni svet z učnimi listi

- Učenci gredo vsak v svoj svet (tablični računalniki ali računalniška učilnica)
  - Lahko delajo v parih
  - Ob igranju ali po koncu izpolnijo učni list
  - Pogovor o besedišču iz igre
  - Med igranjem ali po igranju pisni izdelek o izkušnji/opis določenega predmeta, dogajanja iz igre
  - Ni potrebe, da so vsi učenci v enem svetu istočasno (tveganje za nedelo)
- 
- Pogoji: naložen ME na računalnikih, dobra internetna povezava
  - Priprava učitelja: natisnjeni učni listi, prebran PDF s pripravo



# Prenos sveta z Minecraftove spletne strani

## ADVENTURES IN ENGLISH WITH CAMBRIDGE

Practise your English in our story-driven Minecraft world, created by experts at Cambridge. Go on an epic quest packed with puzzles, characters and multiple worlds to explore.

World Languages

Reading and Writing

6-7

8-10

11-13




Submitted by: [Cambridge Assessment English](#)

Updated: januar 21, 2022

ADVENTURES IN ENGLISH WITH CAMBRIDGE

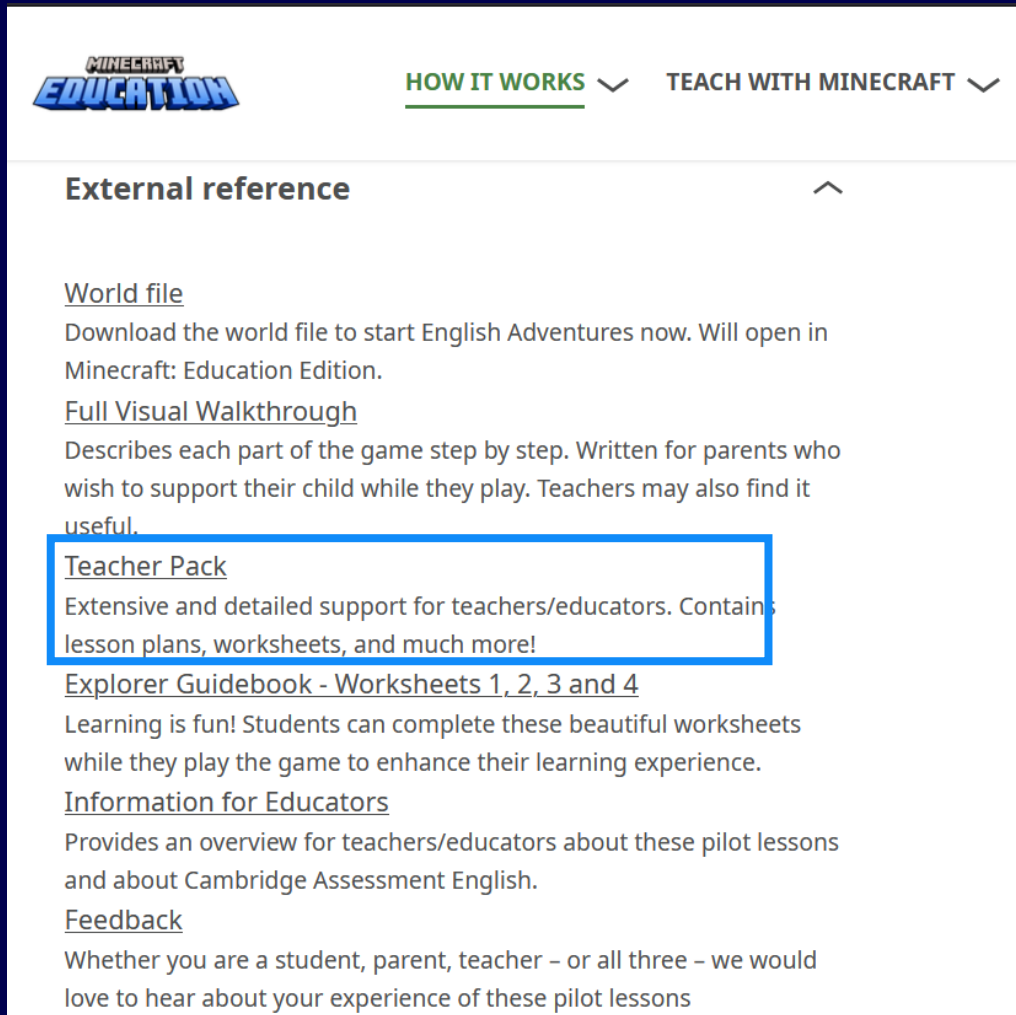
Open in Minecraft

# Adventures in English with Cambridge (.mcworld)



# Učni načrt

- Na isti strani kjer prenesemo svet (External reference > Teacher pack)



The screenshot shows the top navigation bar of the Minecraft Education website. The logo 'MINECRAFT EDUCATION' is on the left. To its right are two dropdown menus: 'HOW IT WORKS' and 'TEACH WITH MINECRAFT'. Below the navigation bar is a section titled 'External reference' with an upward-pointing arrow. Under this section, there are several links and descriptions:

- [World file](#): Download the world file to start English Adventures now. Will open in Minecraft: Education Edition.
- [Full Visual Walkthrough](#): Describes each part of the game step by step. Written for parents who wish to support their child while they play. Teachers may also find it useful.
- [Teacher Pack](#): Extensive and detailed support for teachers/educators. Contains lesson plans, worksheets, and much more! (This link is highlighted with a blue box in the screenshot.)
- [Explorer Guidebook - Worksheets 1, 2, 3 and 4](#): Learning is fun! Students can complete these beautiful worksheets while they play the game to enhance their learning experience.
- [Information for Educators](#): Provides an overview for teachers/educators about these pilot lessons and about Cambridge Assessment English.
- [Feedback](#): Whether you are a student, parent, teacher – or all three – we would love to hear about your experience of these pilot lessons

# Teacher pack

- Učne priprave za več lekcij (PDF)
  - Učni cilji
  - Navedene jezikovne zmožnosti posamezne lekcije
  - Opis aktivnosti brez in z uporabo računalnika
  - Opis posameznih nalog in besedišča v svetu
  - [Interaktivno gradivo na spletu](#)
  - [Narejeni učni listi z besediščem](#)

## Contents

Introduction	1
How the lessons work	2
Learning skills	3
Troubleshooting and alternatives	4
Lesson 1: Meeting the Librarian (the beginning)	7
Lesson 2: The Book of Treasure	17
Lesson 3: The Book of Snow	24
Lesson 4: The Return to the Library (the end)	32
Appendix B: Gameplay worksheets	57
Appendix C: Classroom worksheets	61
Appendix D: Answer keys	83
Appendix E: Vocabulary bank	89
Appendix F: Grammar bank	98

# Funkcionalnosti svetov

- Zidovi, stavbe, tipi nalog
- Napisi in table
- Orodja za ocenjevanje
- NPC – neigralniški liki, ki usmerjajo učence


# Napisi

- Navodila učencem



# Orodja za ocenjevanje

- Camera
- Book & Quill
- Portfolio





# Dodajanje NPC - Non Player Character v svet

- Glavne značilnosti NPC vključujejo:
  - ostanejo tam, kamor jih postavite.
  - imajo ime
  - prikažejo besedilo ob kliku nanje
  - Imajo gumbe z URL naslovi.
- Pogoji za postavljanje NPC: `/worldbuilder true`



# Zlata pravila

- Učenci se spoznajo na Minecraft, učimo se od njih
- Narejene materiale lahko ,recikliramo‘
- Veliko svetov je že pripravljenih vnaprej
- Minecraft lahko nastavimo na poljuben jezik
- Veliko izobraževalnih vsebin je na YouTube in v Minecraft FB skupinah
- Če se vas združi več učiteljev lahko delo zoptimizirate
- Priročnik z današnjo vsebino dostopen na spletni strani Digital School



# VPRAŠANJA?

# **KATIS** – spletna izobraževanja

Kdaj: december, januar, februar, marec

Teme:

1. Poučevanje jezikov v Minecraft Education (9. 12. in 10. 12)
2. Poučevanje kibernetске varnosti v Minecraft Education (16. 12. in 17. 12.)
3. Spletna orodja za učitelje (ChatGPT, Prezi, Canva, Figma, VSDC Video Editor, OBS Studio) – januar, februar
4. Triki za optimizacijo dela v Office programih – marec, april

Prijave: preko kataloga KATIS

Trajanje: 8 ur online (ponedeljek 4 ure, torek 4 ure s premori)

Št. točk: 0,5

Kotizacija za udeležence iz VIZ in brez: od 40 – 70 €

# Za vprašanja pišite:



**Manca Golob**



mag. angleškega in ruskega jezika in  
vodja izobraževanj v Digital School



[manca@digitalschool.si](mailto:manca@digitalschool.si)



[www.digitalschool.si](http://www.digitalschool.si)



BTC Ljubljana, TP Brdo, Kranj